


AE

Grilles Global version



Grille Global version

AE



Description

AE is an eggcrate grille for exhaust with mesh 0° or 45° inclination made of aluminum. The grille is available with several mounting options and can be delivered with mounting frame, opposed blade damper and plenum box accessories.

Grilles are available in 2 versions:

- Global version: wall opening is L + 5 x H + 5
- Nordic version: wall opening is L x H

Order code

Product	AE	1	a	b	c	ddd	x	eee	ffff
Type									
AE									
Frame									
1 - 25 mm frame									
Grid									
1 - Eggcrate 0°									
2 - Eggcrate 45°									
Installation									
- Not prepared									
C Clips									
CM Clips + mounting frame									
V Visible screw installation									
VM Visible screws + mounting frame									
H Hidden screw installation								Only grid 1	
HM Hidden screw installation								Only grid 1	
Accessories									
- No accessories									
D Opposed blade damper									
Size									
L: 100 - 1500 mm									
H: 75 - 1200 mm									
Grilles standard finish:									
- Anodized aluminium									
9003 RAL 9003, gloss 30									
xxxx On request, other RAL colour									

Example 1: AE 11-C-400-200-9003

Example 2: AE-12-600 400

Min. - max. dimensions

AE-11

H	L	100	↔	1500
75				
↕				
1200				

AE-12

H	L	100	↔	1200	↔	1500
75						
↕						
600						
↕						
1200						

Standard grilles are available with 50 mm pitch within the above min. and max. sizes.

Customized sizes available on request.

LindQST

Use the advanced Lindab web tool LindQST to calculate the full range of grilles and to find the suitable grille type and dimension for all applications.

Product selection, room dimensioning and documentation search are easy available directly on web and mobile devices.

Find this and much more on www.lindQST.com.

Maintenance

Remove the grille to gain access to the plenum box or duct. External parts should be wiped with a damp cloth.

Accessories

Plenum box:	PBA, VBX
Mounting frame:	MFA
Opposed blade damper:	DGA

Materials and finish

Grille frame and blades:	Anodized aluminium
Mounting frame:	Galvanized steel
Opposed blade damper:	Galvanized steel

Grilles standard finish:

- Aluminium anodized
- RAL 9003, gloss 30

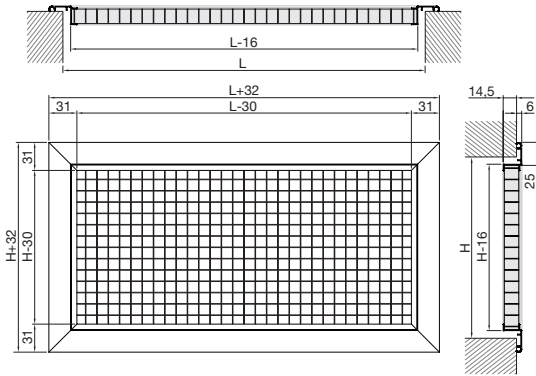
The grille is available in other colours. Please contact Lindab's sales department for further information.

Grille Global version

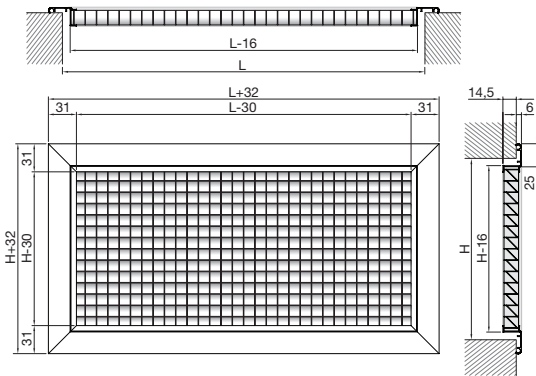
AE

Frame and grid

AE-11 25 mm frame with 0° eggcrate.

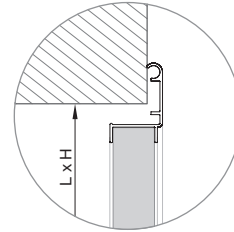


AE-12 25 mm frame with 45° eggcrate.



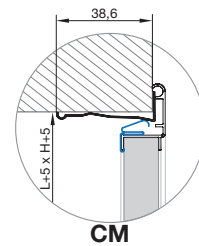
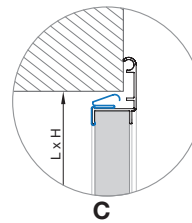
Installation

- Not prepared



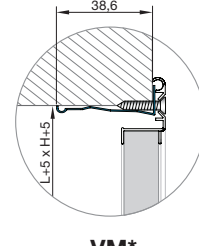
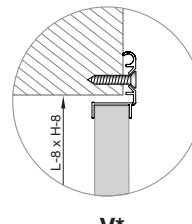
C - Clips

CM - Clips + mounting frame



V* - Visible screw holes

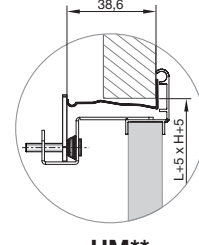
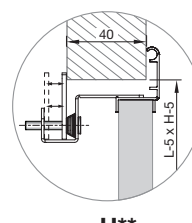
VM* - Visible screw holes + mounting frame



* Screws are not included.

H** - Hidden screws

HM** - Hidden screws + mounting frame



** Installation type H and HM only possible when grid type 1 (0° eggcrate) is chosen.

Limitation max. length: 1200 mm, max. height: 1000 mm.

Grille Global version

AE

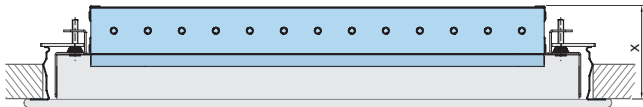
Accessories

- No damper

D - Opposed blade damper DGA



AC with installation type C, CM, V and VM.
A full length click-on DGA-damper is available.



AC with installation type H or HM has a shortend DGA damper option due to the hidden screw installation type. The damper is mounted from factory and is not detachable.

x = 51 mm

Available DGA sizes

H \ L	100 ↔ 600 ↔ 800 ↔ 1000 ↔ 1200 ↔ 1600 ↔ 2000
75	Single piece
↕	Multiple pieces
400	1000 x 400, 2000 x 400
500	800 x 500, 1600 x 500
600	600 x 600, 1200 x 600
↕	
800	1000 x 800
↕	Not available sizes
1000	800 x 1000
↕	
1200	600 x 1200

DGA in combination with hidden screw installation.

H \ L	600 ↔ 1000 ↔ 1200
300	Compatible with DGA
600	Not compatible with DGA
1000	

- plenum box
- mounting frame

Details see website on www.lindQST.com.

Grille Global version

AE

Free area

H / L	AE-11 Eggcrate grille 0° A _k (m ²)														
	100	150	200	250	300	350	400	450	500	550	600	700	800	900	1000
100	0,005	0,010	0,015	0,019	0,024	0,028	0,033	0,038	0,042	0,047	0,052	0,061	0,070	0,079	0,089
150	0,010	0,017	0,024	0,031	0,038	0,045	0,052	0,058	0,065	0,072	0,079	0,093	0,107	0,121	0,135
200	0,015	0,024	0,033	0,042	0,052	0,061	0,070	0,079	0,089	0,098	0,107	0,126	0,144	0,163	0,181
250	0,019	0,031	0,042	0,054	0,065	0,077	0,089	0,100	0,112	0,123	0,135	0,158	0,181	0,204	0,227
300	0,024	0,038	0,052	0,065	0,079	0,093	0,107	0,121	0,135	0,149	0,163	0,190	0,218	0,246	0,274
350	0,028	0,045	0,061	0,077	0,093	0,109	0,126	0,142	0,158	0,174	0,190	0,223	0,255	0,287	0,320
400	0,033	0,052	0,070	0,089	0,107	0,126	0,144	0,163	0,181	0,200	0,218	0,255	0,292	0,329	0,366
450	0,038	0,058	0,079	0,100	0,121	0,142	0,163	0,183	0,204	0,225	0,246	0,287	0,329	0,371	0,412
500	0,042	0,065	0,089	0,112	0,135	0,158	0,181	0,204	0,227	0,250	0,274	0,320	0,366	0,412	0,459
550	0,047	0,072	0,098	0,123	0,149	0,174	0,200	0,225	0,250	0,276	0,301	0,352	0,403	0,454	0,505
600	0,052	0,079	0,107	0,135	0,163	0,190	0,218	0,246	0,274	0,301	0,329	0,385	0,440	0,496	0,551
700	0,061	0,093	0,126	0,158	0,190	0,223	0,255	0,287	0,320	0,352	0,385	0,449	0,514	0,579	0,644
800	0,070	0,107	0,144	0,181	0,218	0,255	0,292	0,329	0,366	0,403	0,440	0,514	0,588	0,662	0,736
900	0,079	0,121	0,163	0,204	0,246	0,287	0,329	0,371	0,412	0,454	0,496	0,579	0,662	0,745	0,829
1000	0,089	0,135	0,181	0,227	0,274	0,320	0,366	0,412	0,459	0,505	0,551	0,644	0,736	0,829	0,921

H / L	AE-12 Eggcrate grille 45° A _k (m ²)														
	100	150	200	250	300	350	400	450	500	550	600	700	800	900	1000
100	0,005	0,009	0,013	0,017	0,022	0,026	0,030	0,034	0,038	0,043	0,047	0,055	0,064	0,072	0,080
150	0,009	0,015	0,022	0,028	0,034	0,041	0,047	0,053	0,059	0,066	0,072	0,085	0,097	0,110	0,123
200	0,013	0,022	0,030	0,038	0,047	0,055	0,064	0,072	0,080	0,089	0,097	0,114	0,131	0,148	0,165
250	0,017	0,028	0,038	0,049	0,059	0,070	0,080	0,091	0,101	0,112	0,123	0,144	0,165	0,186	0,207
300	0,022	0,034	0,047	0,059	0,072	0,085	0,097	0,110	0,123	0,135	0,148	0,173	0,198	0,223	0,249
350	0,026	0,041	0,055	0,070	0,085	0,099	0,114	0,129	0,144	0,158	0,173	0,202	0,232	0,261	0,291
400	0,030	0,047	0,064	0,080	0,097	0,114	0,131	0,148	0,165	0,181	0,198	0,232	0,265	0,299	0,333
450	0,034	0,053	0,072	0,091	0,110	0,129	0,148	0,167	0,186	0,204	0,223	0,261	0,299	0,337	0,375
500	0,038	0,059	0,080	0,101	0,123	0,144	0,165	0,186	0,207	0,228	0,249	0,291	0,333	0,375	0,417
550	0,043	0,066	0,089	0,112	0,135	0,158	0,181	0,204	0,228	0,251	0,274	0,320	0,366	0,413	0,459
600	0,047	0,072	0,097	0,123	0,148	0,173	0,198	0,223	0,249	0,274	0,299	0,350	0,400	0,450	0,501
700	0,055	0,085	0,114	0,144	0,173	0,202	0,232	0,261	0,291	0,320	0,350	0,408	0,467	0,526	0,585
800	0,064	0,097	0,131	0,165	0,198	0,232	0,265	0,299	0,333	0,366	0,400	0,467	0,535	0,602	0,669
900	0,072	0,110	0,148	0,186	0,223	0,261	0,299	0,337	0,375	0,413	0,450	0,526	0,602	0,678	0,753
1000	0,080	0,123	0,165	0,207	0,249	0,291	0,333	0,375	0,417	0,459	0,501	0,585	0,669	0,753	0,837

Grille Global version

AE

Quick selection, Extract air, AE-11

Grille size [mm]		Air flow rate																				
		m³/h l/s	100 (28)	200 (56)	300 (83)	400 (111)	500 (139)	600 (167)	700 (194)	800 (222)	900 (250)	1000 (278)	1100 (306)	1200 (333)	1400 (389)	1600 (444)	1800 (500)	2000 (556)	2500 (694)	3200 (889)		
H=100	200x100 (0,015)	L _{WA} [dB(A)]	<20	34	47																	
		V _k [m/s]	1,9	3,9	5,7																	
		Δp _t [Pa]	3	13	29																	
		L _{WA} [dB(A)]		20	33	42	50															
		V _k [m/s]		2,4	3,5	4,7	5,9															
		Δp _t [Pa]		5	11	20	31															
		L _{WA} [dB(A)]		<20	23	33	40	47														
	400x100 (0,033)	V _k [m/s]	1,7	2,5	3,4	4,2	5,1															
		Δp _t [Pa]	3	6	10	16	23															
	500x100 (0,042)	L _{WA} [dB(A)]		<20	26	33	40	44	49													
		V _k [m/s]		2	2,6	3,3	4	4,6	5,3													
		Δp _t [Pa]		3	6	10	14	19	25													
	600x100 (0,052)	L _{WA} [dB(A)]		<20	20	28	34	39	43	47												
		V _k [m/s]		1,6	2,2	2,7	3,2	3,8	4,3	4,9												
		Δp _t [Pa]		2	4	7	9	13	17	21												
	800x100 (0,07)	L _{WA} [dB(A)]		<20	<20	25	30	35	38	42	45	48										
		V _k [m/s]		1,6	2	2,4	2,8	3,2	3,6	4	4,4	4,8										
		Δp _t [Pa]		2	4	5	7	9	11	14	17	20										
H=150	300x150 (0,038)	L _{WA} [dB(A)]		20	29	37	43	48														
		V _k [m/s]		2,2	3	3,7	4,4	5,2														
		Δp _t [Pa]		4	8	12	18	24														
		L _{WA} [dB(A)]		<20	20	28	34	39	43	47												
		V _k [m/s]		1,6	2,2	2,7	3,2	3,8	4,3	4,9												
		Δp _t [Pa]		2	4	7	9	13	17	21												
		L _{WA} [dB(A)]		<20	21	27	32	37	40	44	47	50										
	500x150 (0,065)	V _k [m/s]		1,7	2,1	2,6	3	3,4	3,8	4,3	4,7	5,1										
		Δp _t [Pa]		3	4	6	8	10	13	16	20	23										
	600x150 (0,079)	L _{WA} [dB(A)]		<20	22	27	31	35	38	42	44	50										
		V _k [m/s]		1,8	2,1	2,4	2,8	3,2	3,5	3,9	4,2	4,9										
		Δp _t [Pa]		3	4	5	7	9	11	13	16	22										
	800x150 (0,107)	L _{WA} [dB(A)]		<20	<20	22	26	30	33	36	41	45	49									
		V _k [m/s]		1,6	1,8	2,1	2,3	2,6	2,9	3,1	3,6	4,1	4,7									
		Δp _t [Pa]		2	3	4	5	6	7	9	12	15	20									
H=200	400x200 (0,07)	L _{WA} [dB(A)]		<20	<20	25	30	35	38	42	45	48										
		V _k [m/s]		1,6	2	2,4	2,8	3,2	3,6	4	4,4	4,8										
		Δp _t [Pa]		2	4	5	7	9	11	14	17	20										
		L _{WA} [dB(A)]		<20	<20	23	28	32	35	38	41	46										
		V _k [m/s]		1,6	1,9	2,2	2,5	2,8	3,1	3,5	3,8	4,4										
	500x200 (0,089)	Δp _t [Pa]		2	3	4	6	7	9	11	13	17										
	600x200 (0,107)	L _{WA} [dB(A)]		<20	<20	22	26	30	33	36	41	45	49									
		V _k [m/s]		1,6	1,8	2,1	2,3	2,6	2,9	3,1	3,6	4,1	4,7									
		Δp _t [Pa]		2	3	4	5	6	7	9	12	15	20									
	800x200 (0,144)	L _{WA} [dB(A)]		<20	<20	20	23	27	29	34	39	43	46									
		V _k [m/s]		1,3	1,5	1,7	1,9	2,1	2,3	2,7	3,1	3,5	3,9									
		Δp _t [Pa]		2	2	3	3	4	5	7	9	11	13									
H=300	500x300 (0,135)	L _{WA} [dB(A)]		<20	<20	20	23	27	29	34	39	43	46									
		V _k [m/s]		1,4	1,6	1,9	2,1	2,3	2,5	2,9	3,3	3,7	4,1									
		Δp _t [Pa]		2	3	4	5	6	8	10	12	15										
		L _{WA} [dB(A)]		<20	<20	20	23	27	29	34	39	43	46									
	600x300 (0,163)	V _k [m/s]		1,4	1,5	1,7	1,9	2	2,4	2,7	3,1	3,4	4,3									
		Δp _t [Pa]		2	2	3	3	4	5	7	9	11	16									
	800x300 (0,218)	L _{WA} [dB(A)]		<20	<20	<20	21	24	29	33	37	41	48									
		V _k [m/s]		1,3	1,4	1,5	1,8	2	2,3	2,6	3,1	3,4	4,1									
		Δp _t [Pa]		1	2	2	3	4	5	7	9	11	15									

10 ≤ L_{WA} < 30 30 ≤ L_{WA} < 40 40 ≤ L_{WA} < 50

Data valid for:

- Extract air

Terminology:

- A_k = effective free area
- V_k = effective face velocity
- Δp_t = total pressure loss
- L_{WA} = sound power level

Grille Global version

AE

Quick selection, Extract air, AE-12

Grille size [mm]		Air flow rate																					
		m ³ /h	100	200	300	400	500	600	700	800	900	1000	1100	1200	1400	1600	1800	2000	2500	3200			
A _k [m ²]		l/s	(28)	(56)	(83)	(111)	(139)	(167)	(194)	(222)	(250)	(278)	(306)	(333)	(389)	(444)	(500)	(556)	(694)	(889)			
H=100	200x100 (0,0132)	L _{WA} [dB(A)]	<20	37	50																		
		V _k [m/s]	2,1	4,2	6,3																		
		Δp _t [Pa]	4	16	36																		
		L _{WA} [dB(A)]		22	36	45																	
		V _k [m/s]		2,6	3,8	5,1																	
		Δp _t [Pa]		6	13	24																	
		400x100 (0,03)	L _{WA} [dB(A)]		<20	26	36	43	49														
		V _k [m/s]		1,9	2,8	3,7	4,6	5,6															
	Δp _t [Pa]		3	7	12	19	28																
	500x100 (0,0384)	L _{WA} [dB(A)]			<20	29	36	42	47														
	V _k [m/s]				2,2	2,9	3,6	4,3	5,1														
	Δp _t [Pa]				4	8	12	17	23														
	600x100 (0,0468)	L _{WA} [dB(A)]				<20	23	31	37	42	46	50											
	V _k [m/s]				1,8	2,4	3	3,6	4,1	4,7	5,3												
	Δp _t [Pa]				3	5	8	11	15	20	26												
	800x100 (0,0636)	L _{WA} [dB(A)]					<20	22	28	33	37	41	45	48									
	V _k [m/s]						1,7	2,2	2,6	3	3,5	3,9	4,4	4,8									
	Δp _t [Pa]						3	4	6	8	11	14	17	21									
H=150	300x150 (0,0342)	L _{WA} [dB(A)]				22	32	39	46	50													
		V _k [m/s]				2,4	3,2	4,1	4,9	5,7													
		Δp _t [Pa]				5	9	15	21	29													
		400x150 (0,0468)	L _{WA} [dB(A)]				<20	23	31	37	42	46	50										
		V _k [m/s]						1,8	2,4	3	3,6	4,1	4,7	5,3									
		Δp _t [Pa]						3	5	8	11	15	20	26									
		500x150 (0,0594)	L _{WA} [dB(A)]					<20	24	30	35	39	43	47	50								
		V _k [m/s]							1,9	2,3	2,8	3,3	3,7	4,2	4,7	5,1							
	Δp _t [Pa]							3	5	7	10	13	16	20	24								
	600x150 (0,072)	L _{WA} [dB(A)]					<20	<20	24	29	34	38	41	44	47								
	V _k [m/s]							1,5	1,9	2,3	2,7	3,1	3,5	3,9	4,2	4,6							
	Δp _t [Pa]							2	3	5	7	9	11	13	16	19							
	800x150 (0,0973)	L _{WA} [dB(A)]						<20	<20	21	25	29	33	36	39	44	48						
	V _k [m/s]								1,4	1,7	2	2,3	2,6	2,9	3,1	3,4	4	4,6					
	Δp _t [Pa]								2	3	4	5	6	7	9	11	14	19					
H=200	400x200 (0,0636)	L _{WA} [dB(A)]					<20	22	28	33	37	41	45	48									
		V _k [m/s]						1,7	2,2	2,6	3	3,5	3,9	4,4	4,8								
		Δp _t [Pa]							3	4	6	8	11	14	17	21							
		500x200 (0,0805)	L _{WA} [dB(A)]						<20	21	26	31	35	38	41	44	49						
		V _k [m/s]								1,7	2,1	2,4	2,8	3,1	3,5	3,8	4,1	4,8					
		Δp _t [Pa]								3	4	5	7	9	11	13	15	21					
		600x200 (0,0973)	L _{WA} [dB(A)]							<20	<20	21	25	29	33	36	39	44	48				
		V _k [m/s]									1,4	1,7	2	2,3	2,6	2,9	3,1	3,4	4	4,6			
	Δp _t [Pa]									2	3	4	5	6	7	9	11	14	19				
	800x200 (0,1309)	L _{WA} [dB(A)]									<20	<20	21	24	27	30	35	40	44	47			
	V _k [m/s]											1,5	1,7	1,9	2,1	2,3	2,5	3	3,4	3,8	4,2		
	Δp _t [Pa]											2	3	3	4	5	6	8	10	13	16		
H=300	500x300 (0,1225)	L _{WA} [dB(A)]								<20	<20	23	26	29	32	37	42	45	49				
		V _k [m/s]											1,6	1,8	2	2,3	2,5	2,7	3,2	3,6	4,1	4,5	
		Δp _t [Pa]												4	5	6	7	9	12	15	19		
		600x300 (0,1477)	L _{WA} [dB(A)]									<20	<20	21	24	27	32	36	40	44			
		V _k [m/s]												1,5	1,7	1,9	2,1	2,3	2,6	3	3,4	3,8	
		Δp _t [Pa]													2	3	4	5	6	8	10	13	
		800x300 (0,1982)	L _{WA} [dB(A)]													<20	<20	<20	23	28	32	35	43
		V _k [m/s]															1,4	1,5	1,7	2	2,2	2,5	2,8
	Δp _t [Pa]																2	2	3	3	5	6	

10 ≤ L_{WA} < 30 30 ≤ L_{WA} < 40 40 ≤ L_{WA} < 50

Data valid for:

- Extract air

Terminology:

- A_k = effective free area
- V_k = effective face velocity
- Δp_t = total pressure loss
- L_{WA} = sound power level
- l_{0,2} = throw to terminal velocity at 0.2 m/s

Grille Global version

AE

Technical data

Capacity

Air flow rate q_v [l/s] and [m³/h], total pressure loss Δp_t [Pa] and sound power level L_{WA} [dB(A)] can be seen in the diagrams.

Frequency-related sound power level

The sound power level in the frequency band is defined as

$$L_{Wf} = L_{WA} + K_{ok}$$

K_{ok} values are given in the table below.

	Centre frequency Hz							
	63	125	250	500	1K	2K	4K	8K
Extract	-5	-5	-2	-3	-4	-14	-21	-19

Opposed blade damper DGA

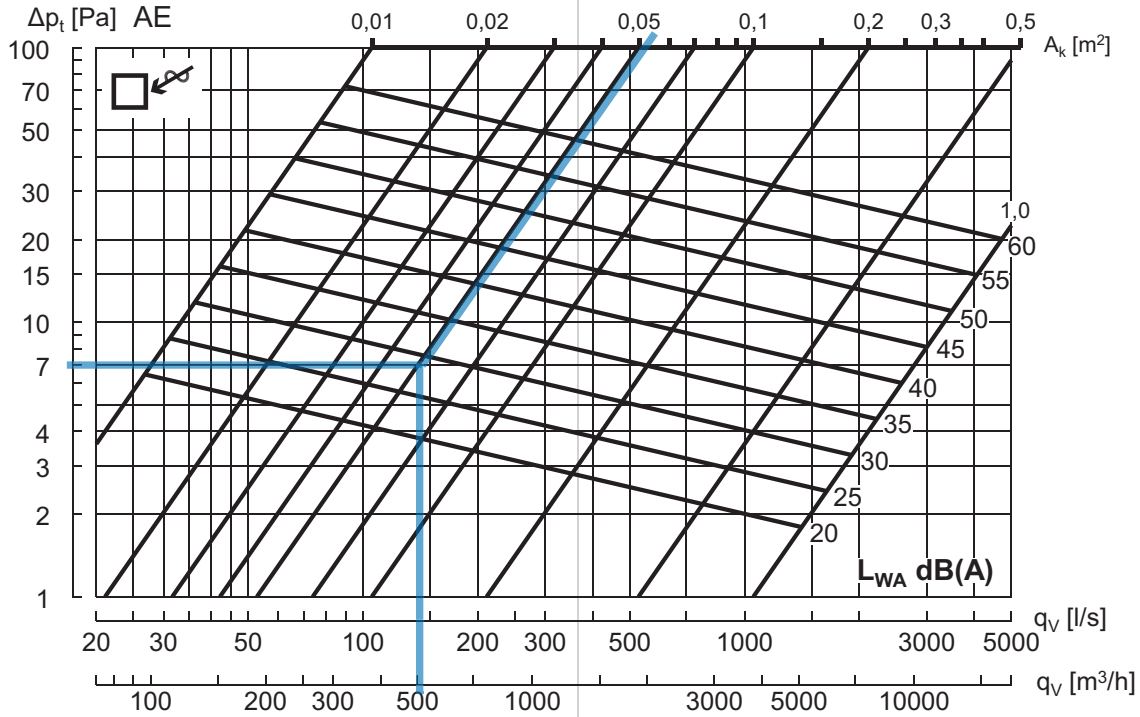
Correction of total pressure loss Δp_t [Pa] and sound power level L_{WA} [dB(A)] using a damper. See table below.

Damper position	Open	25%	50%
		Closed	Closed
Total pressure loss Δp_t	x 1.18	x 2.3	x 12
Sound power level L_{WA}	+ 2	+ 10	+ 24

Grille Global version

AE

Technical data



Example: AE-11

Grille size (LxH): 400x150 mm
 Free area A_k : 0.052 m²
 Air flow rate q_v : 500 m³/h (139 l/s)
 Result:
 Sound power level L_{WA} : ~28 [dB(A)]
 Total pressure loss Δp_t : ~7 [Pa]

Data valid for:

- Extract air

For grilles with free area > 1.0 m², we refer to use Lindabs online calculation tool on www.lindqst.com.



Most of us spend the majority of our time indoors. Indoor climate is crucial to how we feel, how productive we are and if we stay healthy.

We at Lindab have therefore made it our most important objective to contribute to an indoor climate that improves people's lives. We do this by developing energy-efficient ventilation solutions and durable building products. We also aim to contribute to a better climate for our planet by working in a way that is sustainable for both people and the environment.

[Lindab](#) | For a better climate