


Channel

RPA



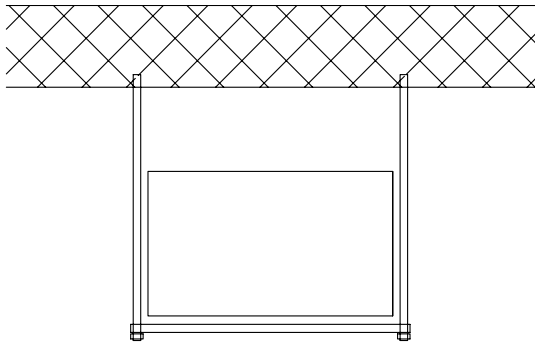
Description

RPA is a strong steel rail in 30 x 30 x 3.0 x 2000 mm hot-dip galvanized sheet (Z 275).

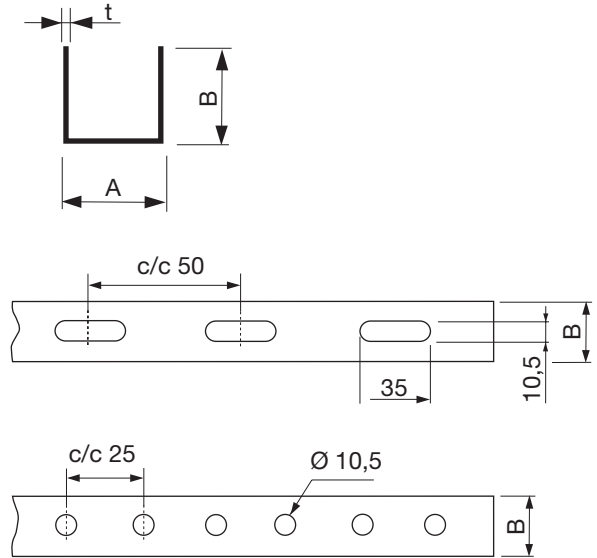
Suitable in connection with suspension, e.g. for supporting rectangular ducts.

RPA is provided with circular holes on one side and elongated on the other side and is therefore very flexible in connection with suspension.

Type approval 2296/CPR/792



Dimensions



A	Dim		Length [mm]	Type	t [mm]
	B				
30	30		2000	SLOT	3
30	30		2000	SLOT	2

Ordering example

	RPA	3030	2000	SLOT	3
Product					
Dimension A x B					
Length					
Type					
Thickness					